



Report of the Chief Electoral Officer on the Proceedings of the Preston By-Election

August 8, 2023

Statement of Votes, Financial
Information and Statistics



Report of the Chief Electoral Officer on the Proceedings of the Preston By-Election

August 8, 2023

Statement of Votes, Financial Information
and Statistics



Published by the Chief Electoral Officer
February 20, 2024

February 20, 2024

The Honourable Karla MacFarlane
Speaker of the House of Assembly Province of Nova Scotia
1726 Hollis Street, Province House
Halifax, NS
B3J 2Y3

Dear Ms. Speaker,

I have the honour to present the report of the Chief Electoral Officer on the Preston by-election held August 8, 2023.

I respectfully request that you table this report to the House of Assembly at the next sitting.

This report is submitted to the House of Assembly in accordance with Section 163 of the *Elections Act*.

Respectfully submitted,

Dorothy Rice
Chief Electoral Officer



Table of Contents

Introduction 1

Voting Opportunities..... 2

By-election Results 3

Analysis 4

Innovation and Enhancements..... 6

Electoral Finance 7

Election Costs 11

Compliance 13

Chief Electoral Officer Recommendations 13

Conclusion..... 13

Appendix A – August 8th, 2023, By-election Calendar 14

Appendix B – Electoral District Map..... 18

Appendix C – Poll-by-Poll Results 19



Tables

| | |
|---|----|
| Table 1 • Number of Votes Cast by Voting Opportunity | 2 |
| Table 2 • Votes Received by Candidate | 3 |
| Table 3 • Early Voting Turnout | 4 |
| Table 4 • Ballot Types Used | 4 |
| Table 5 • Electors by Age Group | 5 |
| Table 6 • Reject and Declined Ballots by Voting Opportunity | 5 |
| Table 7 • Registered Party Spending Limit, Filing Dates, and Election Expense | 7 |
| Table 8 • Candidate Election Expense and Reimbursement Limit | 8 |
| Table 9 • Reporting Requirements of Official Agent of a Candidate | 8 |
| Table 10 • Registered Candidates, Official Agents, and Report Filing Dates | 9 |
| Table 11 • Candidate Election Expenses and Reimbursements | 10 |
| Table 12 • By-election Costs | 11 |
| Table 13 • Cost per Elector | 11 |

Abbreviations

| | |
|-------------|---|
| Green Party | Green Party of Nova Scotia |
| NSNDP | Nova Scotia New Democratic Party |
| NSU | Nova Scotians United |
| Liberal | The Nova Scotia Liberal Party |
| PC | Progressive Conservative Association of Nova Scotia |
| ACEO | Assistant Chief Electoral Officer |
| the Act | <i>Elections Act</i> |
| CEO | Chief Electoral Officer |
| ENS | Elections Nova Scotia |
| OA | Official Agent |
| PGE | Provincial General Election |
| RO | Returning Officer |
| Tariff | Tariff of Fees and Expenses |
| VIC | Voter Information Card |

Introduction

On January 25, 2023, Angela Simmonds (Liberal representative for the electoral district of Preston) announced her resignation effective April 1, 2023. On July 7th, 2023. Pursuant to an Order of the Lieutenant Governor in Council, a writ of election was issued as per the *Elections Act (the Act)* by the Chief Electoral Officer (CEO) to the returning officer (RO), ordering that the election be held on August 8, 2023.

On August 10, 2023, at Official Addition, Twila Grosse (PC) was confirmed to have received the greatest number of votes and was declared elected with the return of the completed writ on Wednesday, August 16, 2023.

Each by-election held provides Elections Nova Scotia (ENS) with the opportunity to try new innovations and processes. During any election, ENS may also experience new challenges. The Preston by-election proved to be a platform for both.

First, it was a significant by-election for ENS, as it introduced to the public the new e-Ballot System at early voting locations. It had been hoped that this system could be used during the 41st Provincial General Election (PGE) held on August 17, 2021, but the proclamation date of amendments to the *Act* was later than anticipated, resulting in a decision to delay the launch of the system, and our traditional ballot-on-demand system was used for early voting in 2021.

During the Preston by-election, the e-Ballot System performed exactly as planned and ENS received positive feedback from many of the electors who voted early during the by-election, election workers and registered political parties. ENS was pleased to use this innovative system, and based on its' performance during this event, we look forward to its expanded use in future elections.

Second, it was a challenging by-election due to the number of advertising complaints that ENS received from registered political parties and the public. Several issues were active when the writ was issued, including the carbon tax levied on July 1st as well as other contentious matters active within the district, resulting in an increase in debate throughout the by-election. As ENS received complaints and deliberated on the best course of action to address them, it was recognized that gaps exist in the *Act* related to election advertising.



Voting Opportunities

There were 25 days of early voting prior to August 8th.

Electors had several voting opportunities available to cast their ballot. Voting was available prior to Election Day through write-in ballots and continuous polls at the returning office from July 10th. One community poll was offered for two weeks from Saturday, July 22nd to Saturday, August 3rd. On Election Day voters could cast their ballot at their assigned voting location and poll or at the district's returning office.

Table 1 provides a summary of the number of votes cast by each voting opportunity.

Table 1 • Number of Votes Cast by Voting Opportunity

| Write-in-Ballot Poll | Continuous Poll | Community Poll | Election Day Poll | Total* |
|-----------------------------|------------------------|-----------------------|--------------------------|---------------|
| 137 | 1,646 | 531 | 2,030 | 4,344 |

*Total includes ballots rejected and declined at counting. For a breakdown of rejected and declined ballots by voting opportunity see Table 6.

By-election Results

Table 2 provides a summary of valid votes received by candidate. The candidate that was declared elected is highlighted. Poll-by-poll results are shown in Appendix C.

Table 2 • Votes Received by Candidate

| Candidates | Registered Party | Votes Received |
|------------------------|------------------|----------------|
| Anthony Edmonds | Green Party | 101 |
| Twillla Grosse | PC | 1,950 |
| Colter (C.C.) Simmonds | NDP | 1,145 |
| Carlo Simmonds | Liberal | 1,021 |
| Bobby Taylor | NSU | 95 |



Analysis

Voter Participation

Early Voting

Since the 41st PGE, ENS has seen a steady increase to the number of electors choosing to vote early. The turnout during the Preston by-election kept this trend with 19.5% of those that voted, voting early, and the other 19.2% voting on Election Day.

Table 3 shows early voter turnout in by-elections since the 41st PGE.

Table 3 • Early Voting Turnout

| Event | Voted | Early Votes* | % Early Votes |
|--|-------|--------------|---------------|
| 2023 Preston | 4,344 | 2,165 | 49.8% |
| 2020 Truro-Bible Hill-Millbrook-Salmon River | 5,708 | 2,191 | 38.3% |
| 2020 Cape Breton Centre | 6,373 | 2,222 | 34.8% |
| 2019 Sydney River-Mira-Louisbourg | 7,377 | 1,458 | 19.8% |
| 2019 Northside-Westmount | 7,795 | 2,489 | 31.9% |
| 2019 Argyle-Barrington | 6,167 | 1,584 | 25.7% |
| 2019 Sackville-Cobequid | 6,335 | 2,717 | 42.9% |
| 2018 Cumberland South | 5,790 | 1,924 | 33.3% |

*Votes cast prior to Election Day

Table 4 shows the ballot types used at each early voting opportunity for the Preston by-election.

Table 4 • Ballot Types Used

| Ballot Type | RO Continuous Poll (RO-CP) | Write-in Ballot Poll | Community Poll |
|----------------|----------------------------|----------------------|----------------|
| Paper Ballot | 174*** | 137** | 0**** |
| Digital Ballot | 1,472** | Not applicable | 531 |

**Total includes those ballots cast on Election Day

***Voting prior to the close of nominations at the RO-CP is done on paper write-in ballots.

****Poll opened after the close of nominations when the e-ballot system (digital ballot) was in use. Paper ballots would only have been used if a technical failure of the system, which did not occur.

Of the total ballots cast during the Preston by-election, 46% of them were digital ballots.

Voter Turnout

The turnout during this by-election (38.7%) decreased from that of the turnout during the 41st PGE (46.4%) and was 8.3% lower than the average turnout (47%) for the last seven by-elections held since 2018. Based on studies conducted across Canada, we know that there are factors that affect an elector's decision to vote or not. One of those factors is access to information about where and when to vote.

Table 5 shows the participation of eligible electors by age group.

Table 5 • Electors by Age Group

| Age Range | Electors | Voted | % Voted |
|-----------------|----------|-------|---------|
| 18-24 Years | 709 | 167 | 24% |
| 25-34 Years | 1,840 | 375 | 20% |
| 35-44 Years | 1,767 | 478 | 27% |
| 45-54 Years | 1,892 | 627 | 33% |
| 55-64 Years | 2,387 | 1,117 | 47% |
| 65-74 Years | 1,613 | 950 | 59% |
| 75+ Years | 1,009 | 561 | 56% |
| Unknown Age | | 69 | |
| Overall turnout | 11,217 | 4,344 | 39% |

Rejected and Declined Ballots

Table 6 provides the number of rejected and declined ballots by voting opportunity.


Table 6 • Reject and Declined Ballots by Voting Opportunity

| Type | RO-CP | Write-in Poll | Community Poll | Election Day |
|----------|-------|---------------|----------------|--------------|
| Rejected | 13 | 1 | 9 | 6 |
| Declined | 0 | 0 | 0 | 2 |

Number of Seats in the House of Assembly

Just prior to the vacancy in the Nova Scotia House of Assembly on April 1, 2023, the distribution of 55 seats in the House was: PC 31, Liberal 17, NSNDP 6 and Independent 1.

At the conclusion of this by-election, the distribution of 55 seats in the Nova Scotia House of Assembly was: PC 32, Liberal 16, NSNDP 6 and Independent 1.



Innovation and Enhancements

The Preston By-election provided ENS with the opportunity to test new and enhanced materials and procedures. Two specific things that were tested were the newly redesigned voter information card (VIC) as well as e-ballot voting equipment and procedures.

Voter Information Card (VIC)

The Preston By-election was the first electoral event where the newly enhanced VIC was used. A project was launched following the 2021 PGE to redesign the look and feel of the VIC with the primary goals of simplifying the information provided about where and when electors could vote and being able to have them produced in province (supplier since 2017 PGE was out-of-province).

This redesigned VIC was developed working in partnership with consultants specializing in graphic design and accessibility, and our contacts at Canada Post. Focus groups were used to test this redesign to ensure it met acceptable standards for literacy, readability, and user-friendliness.

e-Ballot System Deployment

Using the newly developed e-ballot system during the Preston By-election was a big achievement for ENS. Getting a chance to experience the public's reaction to this new method of voting at early voting polls was an important step in the eventual rollout of this system across the province during the 42nd PGE.

Public feedback was collected during the early voting polls and reviewed daily to understand the public's opinion and capture any areas that could be improved in terms of the technology as well as the procedures.

Overall, the public received the e-ballot system positively and we are looking forward to the rest of the province's electorate having the opportunity to use this new method of voting.

Electoral Finance

The reporting of election expenses is important to ensure that all election spending stays within the legislated limits as defined by the *Act* as they are key components of the electoral finance regime in Nova Scotia.

Registered Parties' Expense Limits

The *Act* sets out formulas by which registered party spending limits are established. Within 120 days of the date of the return of the writ of election, the official agent (OA) of each registered party that fielded a candidate must file a report of election expenses with supporting receipts and an independent auditor's opinion respecting the report. The *Act* does not provide for the reimbursement of registered party election expenses. The CEO waived the requirement for registered parties to have an audit of their expenses if costs incurred were less than \$500 for this by-election.

The votes cast per party candidate in a by-election do not alter the amount of public funding each registered party receives annually through ENS. This amount is based on the votes cast for all party candidates throughout the province in the last PGE.

Table 7 shows the expenses for the registered parties that endorsed a candidate in this by-election. The table includes the spending limits set for registered political parties and the date each party filed their report. No parties reported election expenses, as they were billed to the candidates.

Table 7 • Registered Party Spending Limit, Filing Dates, and Election Expense

| Registered Party | Spending Limit | Filing Date | Election Expenses (\$) |
|------------------|----------------|-------------------|------------------------|
| Green Party | \$7,503.14 | December 12, 2023 | \$0 |
| Liberal | \$7,503.14 | December 18, 2023 | \$0 |
| NSNDP | \$7,503.14 | December 11, 2023 | \$0 |
| PC | \$7,503.14 | December 15, 2023 | \$0 |
| NSU | \$7,503.14 | December 18, 2023 | \$0 |

Candidate Expense Limit

The *Act* provides the formula for calculating the maximum amount that a candidate may incur for election expenses. The final limit is based on the greater of the number of electors on either the preliminary or final lists of electors.

A candidate who receives at least 10% of the valid votes cast in their electoral district is eligible to receive reimbursement of election expenses. The amount of reimbursement is the lesser of the maximum reimbursement amount or the candidate's actual election expenses. Table 8 provides the candidate expense and reimbursement limits for this by-election based on the final list of electors for the district.

Table 8 • Candidate Election Expense and Reimbursement Limit

| | |
|--|-----------------|
| Date of final list | August 14, 2023 |
| Number of Electors* | 11,269 |
| Total Candidate Spending Limit (\$) (s.260 of the Act) | \$76,489.21 |
| Candidate Reimbursement Amount (\$) Maximum | \$21,126.39 |
| \$1.62 per elector (s.267 of the Act) | |

* Reimbursement is based on the greater number of electors of the preliminary number and the final list.

Candidates, Official Agents, and Report Filing

The Act requires each candidate to appoint an OA and provide their name and address on their nomination papers. The OA of a candidate is responsible for all financial aspects of the campaign and is required to file reports detailing election expenses, political contributions, and tax receipts. If candidate expenses exceed \$500, an audit must be conducted for certain reports. The Act requires the auditor appointed by the candidate be an accountant licensed to audit with Chartered Professional Accountants of Nova Scotia (CPANS).

Table 9 provides a listing of reports that must be filed by the OA of a candidate including the statutory reference, the audit requirement, and the filing deadlines. In addition to the listed filing deadlines, unused tax receipts must be returned to ENS within 30 days of Election Day.

ENS staff offered training sessions in advance of this by-election to help the OAs in understanding their duties and the preparations of the required reports.

Table 9 • Reporting Requirements of Official Agent of a Candidate

| Report Name | Legislative Reference | Audit Required | Filing Deadline |
|--|------------------------------------|---------------------------------|---|
| Report of Candidate's Election Expenses (Form 2 series) | <i>Elections Act</i> ss. 229(1) | Audit opinion respecting report | November 6, 2023 |
| Candidate's Statement of Contributions for which Official Tax Receipts issued (Form 2-5) | <i>Elections Act</i> ss. 240(3) | Audit opinion respecting report | November 6, 2023 |
| Notification by Official Agent of Disposal of Excess Contributions (Form 2-6) | <i>Elections Act</i> ss. 268 | Audit opinion not required | Within one month of receiving final reimbursement of election expenses or in the case where the candidate is not eligible for reimbursement within two months of filing reports |

Table 10 lists each candidate and their OA as well as the date on which the OA initially filed their candidate’s by-election financial report. Under the *Act*, the elected candidate is disqualified from sitting or voting in the House of Assembly until their OA has filed their required reports.

Table 10 • Registered Candidates, Official Agents, and Report Filing Dates

| Candidate | Registered Party | Official Agent | Filing Date |
|-------------------------|-------------------------|-----------------------|--------------------|
| Anthony Edmonds | Green Party | Heather Edmonds | November 6, 2023 |
| Twilia Grosse | PC | Ryan Sharpe | October 31, 2023 |
| Colter Simmonds* | NSNDP | Peter Glenister | December 11, 2023 |
| Carlo Simmons* | Liberal | Andrew Murphy | November 30, 2023 |
| Bobby Taylor* | NSU | Jeff Brooman | December 7, 2023 |

**Request for filing extension granted*

Candidate Audit Fee

Under Section 14 of the Tariff of Fees and Expenses (Tariff), the OA of a candidate can be reimbursed for all or a part of their costs for audit fees. Where a candidate’s election expenses amount to less than \$500, an audit report is not required. A candidate’s eligibility to be reimbursed for audit costs is not conditional on receiving a minimum threshold of the valid votes cast. The amount of reimbursement a candidate may receive is the lesser of \$960.21 or the auditor’s fee. 4 Candidates received reimbursement of their audit costs.

Summary of Candidate Election Expenses and Reimbursements

The election expenses report filed by the OA of a candidate receives a detailed compliance review by the financial staff of the CEO. All expenses reported must meet the definition of election expenses in the *Act*. Pursuant to the *Act* any payment of \$25 or more for election expenses must be evidenced by a receipt.

Table 11 shows each candidate’s expenses as categorized in their election expenses report (Form 2-3E and 2-3F) as amended by the detailed compliance review.



Table 11 • Candidate Election Expenses and Reimbursements

| Expense Category | Anthony Edmonds (Green Party) | Twilia Grosse (PC) | Colter Simmonds (NSNDP) | Carlo Simmons (Liberal) | Bobby Taylor (NSU) |
|--|--------------------------------------|---------------------------|--------------------------------|--------------------------------|---------------------------|
| Headquarters | 249 | 2,522 | 4,905 | 3,939 | - |
| Worker remuneration | - | 1,333 | 920 | - | - |
| Publicity Advertising | - | 32,906 | 16,600 | 29,087 | 4,606 |
| Travel | - | 1,551 | 277 | 171 | - |
| Campaign Functions | - | 338 | 1,814 | 918 | 194 |
| Other | 1 | 99 | 10 | - | 23 |
| Personal Expenses of Candidate | - | - | 100 | - | - |
| Disability and Care Expenses | - | - | - | - | - |
| Total Amended Election Expenses* | 250 | 38,749 | 24,626 | 34,115 | 4,823 |
| Non-Election Expenses (not eligible for reimbursement) | 680 | 10,466 | 45,764 | 12,099 | 960 |
| Election Expense Reimbursement | - | 21,126 | 21,126 | 21,126 | - |
| Percentage of Reimbursement of Election Expenses | - | 55% | 86% | 62% | - |
| Audit Fees | - | 1,725 | 1,725 | 2,162 | 960 |
| Penalty for Late Filings | - | - | - | - | - |

**Total amended election expense totals have been rounded*

Election Costs

ENS makes every effort to record and report all costs associated with the delivery of each election. Costs associated with election service delivery can be categorized as either direct costs or indirect costs.

Direct costs are costs that can be specifically identified with a returning office. For reporting purposes, direct costs are consolidated and categorized.

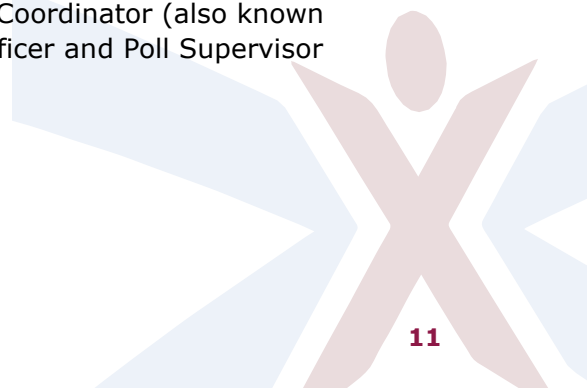
Indirect costs are those overhead costs associated with the by-election's administration and election operations incurred by ENS as part of election service delivery.

Table 12 summarizes all direct and indirect by-election costs for this by-election.

Table 12 • By-election Costs

| Cost Category (\$) | |
|---|----------------|
| Returning Office Costs | |
| • Election Workers | 49,756 |
| • Enumerators | - |
| • Voting Locations | 6,013 |
| • Postage, Courier, and Shipping | 10,630 |
| • Ballot and VIC Printing | 3,234 |
| • Office and Equipment Leases | 24,950 |
| • Office Expenses | 3,050 |
| • Returning Office staff* | 65,434 |
| • Telephone and Internet | 360 |
| Sub-total Returning Office Costs | 163,427 |
| ENS Overhead | 42,132 |
| Candidate Reimbursement | 67,220 |
| Total By-election Costs | 272,780 |

*Returning office staff include, Returning Officer, Assistant Returning Officer, Revision Assistant, Write-in Ballot Coordinator, Assistant Write-in Ballot Coordinator (also known as write-in home-visit team), Presiding Officers, Information Officer and Poll Supervisor (continuous poll).



Cost per Elector

Table 13 details the cost per elector for this by-election and compares it to by-elections held in 2020.

Table 13 • Cost per Elector

| Description | Preston August 8, 2023 | Cape Breton Centre March 10, 2020 | Truro-Bible Hill-Millbrook- Salmon River March 10, 2020 |
|--|---------------------------|---|--|
| Candidate Election Expenses (\$) | 63,379 | 61,209 | 78,803 |
| Candidate Audit Fee Subsidy (\$) | 3,841 | 2,539 | 3,139 |
| Operation Costs (\$)* | 205,559 | 100,520 | 122,930 |
| Total Election Cost (\$) | 272,780 | 164,268 | 204,872 |
| Number of Electors on List | 11,269 | 12,484 | 15,819 |
| Total Cost per Elector (\$) ** | 24.21 | 13.16 | 12.95 |
| Operation Cost per Elector (\$) | 18.24 | 8.05 | 7.77 |

* Operation costs includes all costs incurred by ENS for conducting an electoral event. It does not include the amounts paid to the candidates' campaigns for election expense reimbursements and audits.

** Cost per elector is higher comparing to the by-elections held in 2020. This increase is mainly due to the following.

- The introduction of poll supervisor and information officer positions at the returning office continuous poll, resulting in higher salary costs for returning office staff.
- Overall higher returning office cost as a result of the 16% increase of minimum wage since 2020 and cumulative CPI increase of 13% for expenses paid by the Tariff and Fees.
- Additional IT cost for the introduction of e-balloting, specifically the Microsoft Azure cloud server environment.
- Overall higher operating cost for the returning office due to inflation and unforeseen circumstances.

Third Party Advertising

A third party is an individual or group that is not a candidate, registered party or electoral district association that has chosen to publicly voice an opinion that could affect the outcome of the election. The Act requires third parties to register and report their spending if they have spent \$500 or more on election advertising. Election advertising is a message that promotes or opposes a registered party or candidate or takes a position on an issue associated with a registered party or candidate. According to the Act, the limit for third party advertising in the August 8, 2023, by-elections was set at \$2,622.01.

No third-party advertisers registered for this by-election.

Compliance

The CEO is responsible for enforcing fairness, impartiality, and compliance with the Act, and may investigate matters during an election period that might constitute an offence under the Act.

During this by-election, ENS received many complaints about advertising material that was distributed or posted in the electoral district of Preston.

One complaint was considered, regarding section 307 of the Act. Under the authority of the Act, the CEO issued instructions to address the complaint. Following the by-election, a Judicial Review was requested and granted by the Supreme Court of Nova Scotia.

The case is set to be heard in 2024. In the meantime, the CEO has instructed that Election Advertising circulars be updated to increase clarity in terms of the role of ENS as a regulator in relation to the content of election advertising.

Chief Electoral Officer Recommendations

The CEO has no recommendations for legislative change following this by-election.

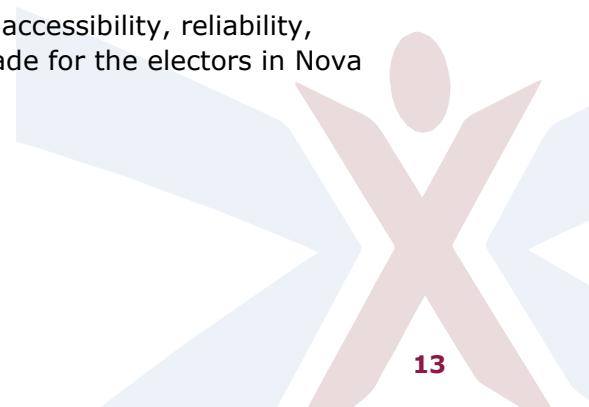
Conclusion

The Preston by-election that ENS administered in 2023 was the first one for the new CEO, Dorothy Rice. The successes and challenges encountered during the event provided a valuable experience to lead the organization as ENS prepares for the next PGE in July 2025.

The lessons learned during the writ period and in the weeks following it included input from major stakeholders and has prepared the ENS team for continued success in election administration.

Continued updates to the legislative framework will serve the organization to prepare for the best response to changes in the political climate in Nova Scotia.

ENS is proud to have kept the core values of fairness, security, accessibility, reliability, transparency, and independence as innovative upgrades are made for the electors in Nova Scotia.



Appendix A

August 8th, 2023, By-election Calendar

32 / Friday, July 7

- Writ issued s.30
- Notice of Election issued s.30
- Returning Office established s.27
- Request list of election officers from registered parties s.81(1)

31 / Saturday, July 8

- Returning Office hours: 9:00 am to 6:00 pm
- Post Notice of Election s.31 (b)
- Appoint enumerators s.47 (3)
- Requests for write-in ballot applications may begin (by mail, fax, email or by agent) s.101-108
- Returning Office continuous poll may begin s.140-143
- Nominations accepted s.65
- Revision to the list of electors begins s.55
- Begin to secure polling locations s.90

30 / Sunday, July 9

- Returning Office hours: no public hours

29 / Monday, July 10

- Returning Office hours: 9:00 am to 6:00 pm
- Final day for establishment of mobile polls

28 / Tuesday, July 11

- Returning Office hours: 9:00 am to 6:00 pm
- Confirm election officers at community polls and advance polls

27 / Wednesday, July 12

- Returning Office hours: 9:00 am to 6:00 pm
- Final day to post Notice of election s.31(b)
- Issuing write-in ballots must begin (by mail or by agent) s.101-108
- Returning Office continuous poll must begin s.140-143
- Final day to confirm early voting community poll and define them in EMS
- Final day for establishment of Mobile Polls

26 / Thursday, July 13

- Returning Office hours: 9:00 am to 6:00 pm

25 / Friday, July 14

- Returning Office hours: 9:00 am to 6:00 pm
- Final day to secure election day polling locations
- s. 90 and assign polling divisions to polling locations in EMS

24 / Saturday, July 15

- Returning Office hours: 9:00 am to 6:00 pm

23 / Sunday, July 16

- Returning Office hours: no public hours

22 / Monday, July 17

- Returning Office hours: 9:00 am to 6:00 pm
- Final day to certify preliminary list of electors
- Write-in ballot continues (by mail, agent or write- in ballot team) s.101-108
- Returning Office continuous poll continues s.140(2)
- Revision to the list of electors continues s.55
- Before generating VICs, exclude addresses of residential centres where mobile polls are scheduled
- VICs to be generated in EMS by close of the office s.53

21 / Tuesday, July 18

- Returning Office hours: 9:00 am to 6:00 pm
- Provide Certified Preliminary List of Electors to each officially nominated candidate s.52(3)
- Revision to the list continues after Preliminary list is certified S.54

20 / Wednesday, July 19

- Returning Office hours: 9:00 am to 6:00 pm
- Nominations close: 2:00 pm s.66(2)
- Deadline for candidate to withdraw nomination: 2:00 pm s.72

19 / Thursday, July 20

- Returning Office hours: 9:00 am to 6:00 pm
- Final day to provide certified preliminary list of electors to officially nominated candidates s.52(3)
- Lists of polling locations must be provided to officially nominated candidates s.90(2)

- Print a list of candidates from EMS for all community poll and advance poll locations.

18 / Friday, July 21

- Returning Office hours: 9:00 am to 6:00 pm
- Deadline original signed F1101-Voting Location Rental Agreement to ENS

17 / Saturday, July 22

- Returning Office hours: 9:00 am to 6:00 pm

16 / Sunday, July 23

- Returning Office hours: no public hours

15 / Monday, July 24

- Returning Office hours: 9:00 am to 6:00 pm
- Write-in ballot voting continues (by agent or write- in ballot coordinator team) s.101-108
- Returning Office continuous poll continues s.140(2)
- Revision to the list of electors continues s.55

14 / Tuesday, July 25

- Returning Office hours: 9:00 am to 6:00 pm

13 / Wednesday, July 26

- Returning Office hours: 9:00 am to 6:00 pm

12 / Thursday, July 27

- Returning Office hours: 9:00 am to 6:00 pm
- Balance of election day ballots received from printer by 12:00pm.

11 / Friday, July 28

- Returning Office hours: 9:00 am to 6:00 pm
- Revised list of electors certified after 6:00 pm s.57(1)
- Revised list provided to each officially nominated candidate s.57(1)(c)
- Final day to receive objections to names on list of electors s.61(1)

10 / Saturday, July 29

- Returning Office hours: 9:00 am to 6:00 pm
- Deadline to receive an application for write-in ballot by mail, fax, e-mail, if the ballot is to be mailed 6:00 pm s.101(3)(e)
- Returning Office continuous poll continues s.140(2)

9 / Sunday, July 30

- Returning Office hours: no public hours

8 / Monday, July 31

- Returning Office hours: 9:00 am to 6:00 pm
- Write-in ballot voting continues (by agent or write-in ballot coordinator team) s. 101-108
- Returning Office continuous poll continues s.140(2)
- Revision to the list of electors continues
- Voting in hospitals by write-in ballot coordinator team(s) begins s.101(15)(b)

7 / Tuesday, August 1

- Returning Office hours: 9:00 am to 6:00 pm
- Print the Revised list of Electors for your district for community poll locations where voting begins on Day 5

6 / Wednesday, August 2

- Returning Office hours: 9:00 am to 6:00 pm
- Voting in hospitals by write-in ballot coordinator team(s) ends s.101(15)(b)
- Community poll begins 9:00 am to 6:00 pm s. 134(1)(b)
- Begin training election day election officers

5 / Thursday, August 3

- Returning Office hours: 9:00 am to 8:00 pm
- Community poll continues 9:00 am to 8:00 pm s.134(1)(b)
- Election day ballots received from printer by 12:00 pm

4 / Friday, August 4

- Returning Office hours: 9:00 am to 8:00 pm
- Application for Transfer Certificate available s.99(1)(3) for a candidate, scrutineer or elector physically impeded from voting at their assigned polling station.

3 / Saturday, August 5

- Returning Office hours: 9:00 am to 6:00 pm
- Application for Transfer Certificate available s.99(1)(3) for a candidate, scrutineer or elector physically impeded from voting at their assigned polling station.
- If ready, supply list of election day officers to candidates s.85

2 / Sunday, August 6

- Returning Office hours: no public hours
- Certify official list of electors.
- After 1:00 pm s.57(3) and 97(1) provide official list of electors to candidates s.57(3)(c)
- Transfer certificates available for an election officer who has been appointed after the last day of advanced poll s.99(2)

1 / Monday, August 7

- Returning Office hours: 9:00 am to 6:00 pm
- Final day to train election day officers
- Final day to supply list of election day officers to candidates s.85
- Returning Office continuous poll continues s.140(2)(a)
- Revision to the list of electors continues
- Write-in ballot voting continues (by agent or write-in ballot coordinator team) s.101(3)(b)(d)
- Provide ballots and official list of electors to election day officers
- Transfer certificates available for an election day officer who has been appointed after the last day of advance poll s.99(2)

0 / Tuesday, August 8

- Returning Office hours: 8:00 am until all poll results are received
- Election day poll 8:00 am to 8:00 pm s.80
- Returning Office continuous poll continues 8:00am to 8:00 pm s.140(2)(a)
- Write-in ballot voting (by agent or write-in ballot coordinator team) applications cease 3:00 pm s.101(3)(b)(d)

- Revision to the list of electors (only if the elector is voting) ends at 8:00 pm
- All write-in ballots are to be returned to the returning office by 8:00 pm
- Transfer certificates available for an election day officer who has been appointed after the last day of advance poll s.99(2)
- Receive all unofficial results from polling station counts

+1 / Wednesday, August 9

- Returning Office hours: no public hours
- Begin to complete Returning Office Core Staff Assessments

+2 / Thursday, August 10

- Returning Office hours: no public hours
- Official addition commences 10:00 am s.145(1)
- Destruction of lists of electors letter to candidates and official agents sent out by CEO

+6 / Monday, August 14

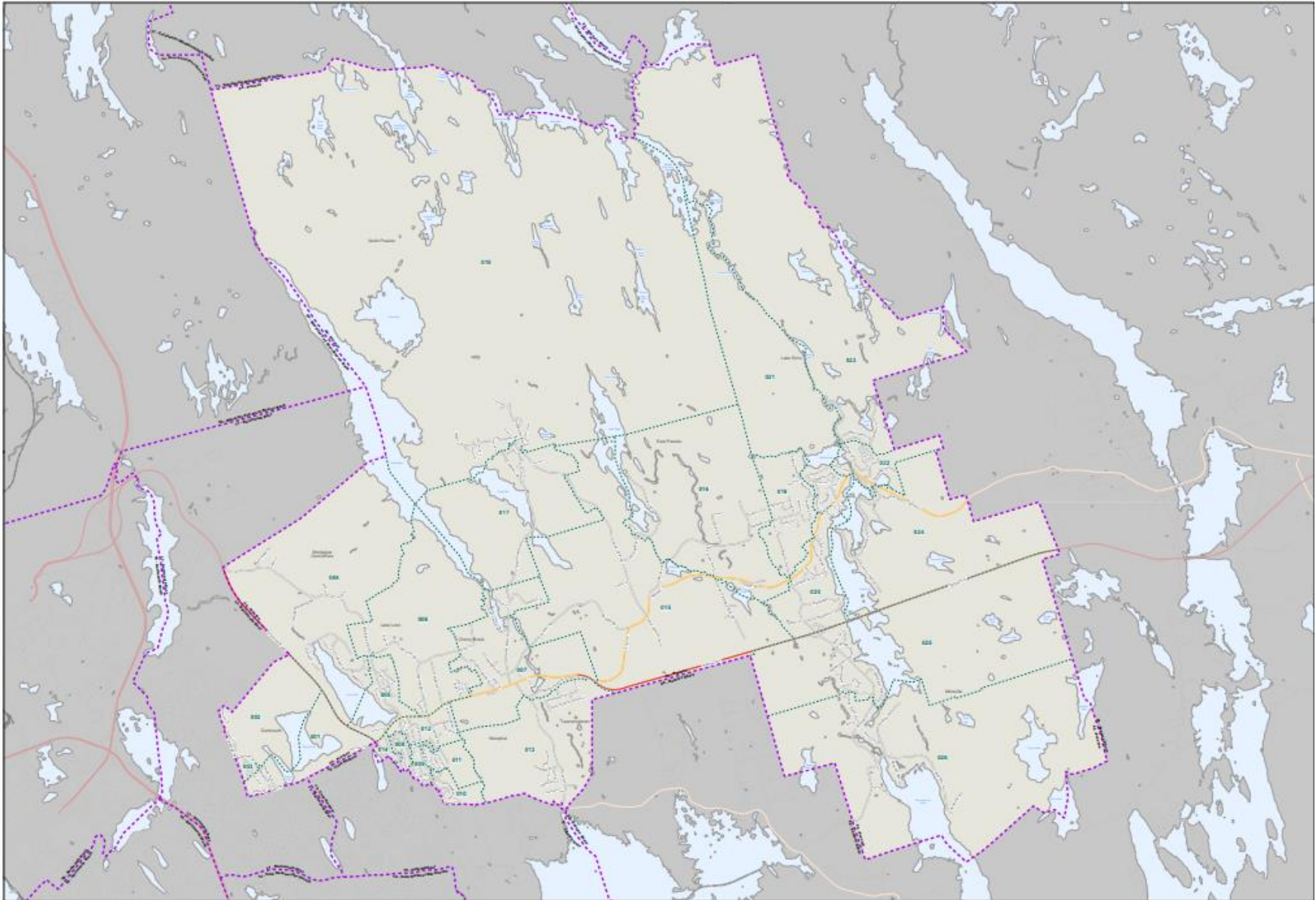
- Returning Office hours: no public hours
- Earliest date for application for judicial recount s.149(1)

+10 / Friday, August 18

- Date for return of the Writ, in person or by courier, if official count not delayed and no recount under s.159



Appendix B – Electoral District Map



Appendix C – Poll-by-Poll Results

| Poll | Polling Location | Electors on Official List | Total Votes | Anthony Edmonds (Green Party) | Twilia Grosse (PC) | Colter Simmonds (NSNDP) | Carlo Simmonds (Liberal) | Bobby Taylor (NSU) | Rejected Ballots | Declined Ballots |
|--------|--|---------------------------|-------------|-------------------------------|--------------------|-------------------------|--------------------------|--------------------|------------------|------------------|
| 001 | St Thomas More Church, Dartmouth | 462 | 32 | 0 | 8 | 20 | 2 | 2 | 0 | 0 |
| 002 | | 422 | 49 | 1 | 14 | 24 | 8 | 2 | 0 | 0 |
| 003 | | 463 | 35 | 0 | 4 | 27 | 3 | 0 | 0 | 1 |
| 004 | Immanuel United Baptist, Lake Loon | 497 | 98 | 1 | 47 | 19 | 27 | 4 | 0 | 0 |
| 005 | | 482 | 99 | 3 | 45 | 20 | 29 | 1 | 1 | 0 |
| 006 | | 508 | 58 | 1 | 23 | 20 | 11 | 3 | 0 | 0 |
| 007 | Centennial Canadian Legion 160, Westphal | 502 | 76 | 2 | 34 | 21 | 17 | 2 | 0 | 0 |
| 008 | | 427 | 58 | 2 | 27 | 18 | 7 | 4 | 0 | 0 |
| 009 | | 491 | 69 | 5 | 32 | 9 | 22 | 1 | 0 | 0 |
| 010 | | 424 | 59 | 1 | 24 | 22 | 11 | 1 | 0 | 0 |
| 011 | | 461 | 52 | 0 | 22 | 14 | 15 | 1 | 0 | 0 |
| 012 | | 416 | 58 | 1 | 24 | 17 | 13 | 3 | 0 | 0 |
| 013 | | 513 | 104 | 4 | 48 | 23 | 29 | 0 | 0 | 0 |
| 014 | | 238 | 18 | 0 | 7 | 5 | 6 | 0 | 0 | 0 |
| 015 | Father's Love Sanctuary, East Preston | 456 | 92 | 0 | 30 | 23 | 27 | 11 | 0 | 1 |
| 016 | | 374 | 52 | 0 | 14 | 20 | 16 | 2 | 0 | 0 |
| 017 | North Preston Recreation Centre, North Preston | 363 | 91 | 0 | 5 | 53 | 32 | 0 | 0 | 1 |
| 018 | | 426 | 108 | 0 | 3 | 59 | 42 | 1 | 3 | 0 |
| 019 | Lake Echo Community Center, Lake Echo | 447 | 102 | 0 | 49 | 21 | 23 | 9 | 0 | 0 |
| 020 | | 472 | 87 | 3 | 43 | 21 | 19 | 1 | 0 | 0 |
| 021 | | 391 | 113 | 6 | 50 | 21 | 34 | 1 | 1 | 0 |
| 022 | | 313 | 54 | 3 | 17 | 18 | 15 | 1 | 0 | 0 |
| 023 | | 389 | 92 | 5 | 33 | 39 | 15 | 0 | 0 | 0 |
| 024 | | 363 | 113 | 8 | 59 | 18 | 28 | 0 | 0 | 0 |
| 025 | Lake Echo Fellowship Baptist Church, Mineville | 409 | 141 | 2 | 95 | 12 | 29 | 2 | 1 | 0 |
| 026 | | 486 | 120 | 3 | 82 | 14 | 18 | 3 | 0 | 0 |
| CPoll1 | Father's Love Sanctuary, East Preston | | 531 | 11 | 258 | 117 | 117 | 19 | 9 | 0 |

| Poll | Polling Location | Electors on Official List | Total Votes | Anthony Edmonds (Green Party) | Twilia Grosse (PC) | Colter Simmonds (NSNDP) | Carlo Simmons (Liberal) | Bobby Taylor (NSU) | Rejected Ballots | Declined Ballots |
|-------|--|---------------------------|-------------|-------------------------------|--------------------|-------------------------|-------------------------|--------------------|------------------|------------------|
| RO-CP | Dartmouth United Pentecostal Church, Dartmouth | | 1646 | 36 | 817 | 396 | 363 | 21 | 13 | 0 |
| WI | 293 Main St, Dartmouth | | 137 | 3 | 36 | 54 | 43 | 0 | 1 | 0 |
| | | | | | | | | | | |
| | | Total | 4344 | 101 | 1950 | 1145 | 1021 | 95 | 29 | 3 |



